

# OFFICE-USING EMPLOYMENT

Tampa-St. Petersburg-Clearwater, FL JAN 2021



Two major office-using sectors gained jobs over the year in January 2021. The Professional & Business Services sector saw an increase of 2,300 jobs, and the Financial Activities sector saw an increase of 1,700 jobs YOY.

The Information sector has remained resilient and relatively stable. While there is a -4.4% decrease in the number of jobs YOY, there was a +1.3% increase MOM from DEC 2020.

Data Series	August 2020	Sept 2020	Oct 2020	Nov 2020	Dec 2020	Jan 2021 (P)
<b>Labor Force Data</b>						
Florida Unemployment Rate(2)	7.9	7.2	5.8	5.4	5.1	4.8
Tampa Unemployment Rate(2)	6.7	5.7	5.4	5.5	5.2	4.6
<b>Nonfarm Wage and Salary Employment</b>						
Information(3)	23.9	23.9	24.1	23.9	23.8	24.1
12-month % change	-6.6	-5.5	-4.4	-5.5	-5.6	-4.4
month-month % change	0.0	0.0	0.8	-0.8	-0.4	1.3
Financial Activities(3)	123.8	123.6	125.6	126.2	126.6	126.1
12-month % change	0.9	0.7	2.1	1.9	1.4	1.4
month-month % change	0.3	-0.2	1.6	0.5	0.3	-0.4
Professional & Business Services(3)	250	246.2	250.7	254.7	255.7	254.2
12-month % change	0.4	-0.8	-0.4	0.6	0.9	0.9
month-month % change	0.2	-1.5	1.8	1.6	0.4	-0.6

Notes: (2) In percent, not seasonally adjusted, (3) Number of jobs, in thousands, not seasonally adjusted. See About the data.

Sources: Bureau of Labor Statistics & The Florida Department of Economic Opportunity.

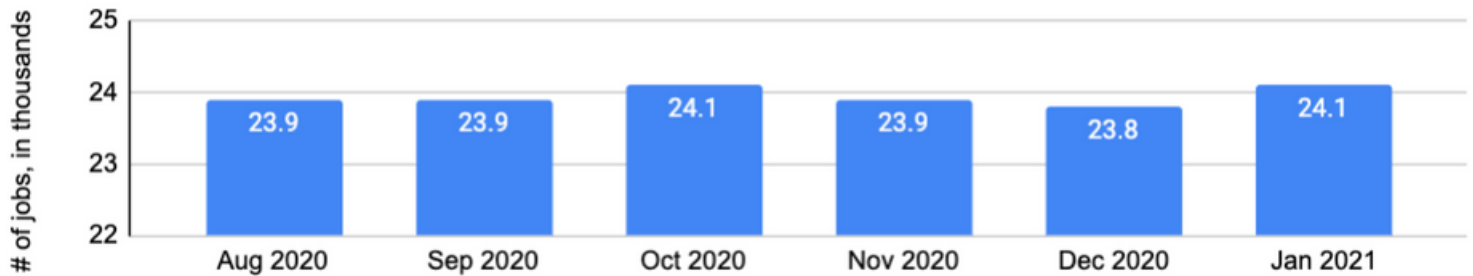
## SNAPSHOT: OFFICE-USING EMPLOYMENT BY SECTOR

### INFORMATION SECTOR | Past 6 Months: AUG 2020 - JAN 2021

The **Information sector** has remained relatively stable since April, experiencing slight dips in the months of AUG, NOV & DEC of 2020. In JAN 2021 there was a -4.4% decrease in the number of jobs year-over-year. Month-over-month (MOM), there was a +1.3% in JAN 2021 from DEC 2020.



#### Information



Sources: Bureau of Labor Statistics

Year 2020 | 2021



#TampaOfficePro  
John Milsaps  
www.TampaCRE.com



# OFFICE-USING EMPLOYMENT

## Tampa-St. Petersburg-Clearwater, FL

### FINANCIAL ACTIVITIES | Past 6 Months: AUG 2020 - JAN 2021

The **Financial Activities sector**, one of Tampa's biggest industries, has also remained strong. The sector saw a **+1.4%** increase YOY in JAN 2021. There was a slight **-0.4%** decrease month-over-month.




#### Financial Activities



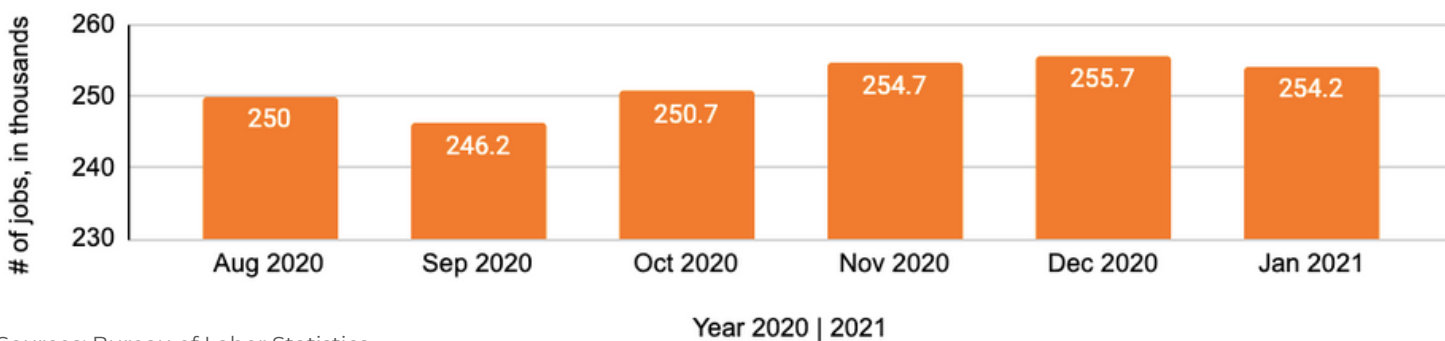
Sources: Bureau of Labor Statistics

### PROFESSIONAL & BUSINESS SERVICES | Past 6 Months: AUG 2020 - JAN 2021



The **Professional & Business Services sector** took the hardest hit of the office-using sectors during the pandemic. However, the most recent numbers in JAN 2021, show a **+0.9%** increase in the number of jobs YOY. While the sector recorded a **-0.6%** decrease over DEC, prior to JAN 2021 the sector has seen consecutive MOM growth since OCT 2020.

#### Professional & Business Services



Sources: Bureau of Labor Statistics

Considering selling your professional or medical office property?

Contact John Milsaps for a custom market broker opinion of value for your property.

John.Milsaps@SVN.com | 813-597-6600



#TampaOfficePro  
John Milsaps  
www.TampaCRE.com

